



B SERIES PU DECORATIVE PANEL

Product Introduction

PU component

PU component product analysis

PU decorative panel

Analysis of PU decorative panel products

case appreciation

specifications

Enterprise brief introduction

Product architecture



WWW.E-V-C.COM



Product Introduction

-b series PU decorative panel, preferred supplier, stable production, sophisticated technology, superior quality; The product is light and durable, heat insulation and low water absorption, easy to process and install.

Properties of materials

1. The product is energy saving and environmental protection, B1 fire prevention, heat insulation, moisture and anticorrosion.
2. PU material is light, strong vibration resistance, good structural force and high hardness. Convenient construction, reduce labor, engineering costs, high installation efficiency. PU has similar properties to wood. Can see, nail and planer, can replace wood, stone and other materials, very wide use.
3. PU products are reproducible and can be produced on a large scale.

Category of products

Stone skin type: light pottery stone skin, stone skin plate
Component class: T - shaped component, triangle, circle, superposition

PU components - Basic information

PU component product introduction

exclusive open mold PU member, selected style and color, 3D modeling, 1:1 reduction of cement component texture, the weight is one tenth of the cement. Real texture, natural and delicate, easy installation, indoor and outdoor use, height is also suitable.

WWW.E-V-C.COM

LIGHT WEIGHT PU



Basic information about PU components

Style: Four styles

Specification: 600*600*60mm, 2.5KG/ block

Characteristics: B1 flame retardant, waterproof, environmental protection

Application: Indoor and outdoor can be used, the main background wall.

Service life: 10~15 years, depending on the situation

Size error: T-type member is newly opened mold, no error, other styles 3~5mm error

E-V-C

LIGHT WEIGHT PU




WWW.E-V-C.COM

Nine house lattice-T



T-9 grid - Gray
(size) : 600*600*60mm



T-9 grid - dark grey hemp
(size) : 600*600*60mm

LIGHT WEIGHT PU

WWW.E-V-C.COM



森新林

Triangle of nine grids



Trig of nine - gray
(size) : 600*600*60mm

WWW.E-V-C.COM



Triangle of nine grids



Nine grid superposition - Grey
(size) : 600*600*60mm

LIGHT WEIGHT PU



Nine grid - Round



Round nine - dark grey hemp
(size) : 600*600*60mm



I Round nine check - agate red
(size) : 600*600*60mm

LIGHT WEIGHT PU

WWW.E-V-C.COM




PU component




Round nine - dark grey hemp
(size) : 1200*600*40mm



Round nine - dark grey hemp
(size) : 1200*600*40mm



Round nine - dark grey hemp
(size) : 1200*600*40mm



Round nine - dark grey hemp
(size) : 1200*600*36mm



Round nine - dark grey hemp
(size) :1200*600*50mm



Round nine - dark grey hemp
(size) :1200*600*50mm



Round nine - dark grey hemp
(size) :1200*600*40mm



Round nine - dark grey hemp
(size) :1200*600*25mm

PU component



Round nine - dark grey hemp
(size) : 1200*600*25mm



Round nine - dark grey hemp
(size) : 1200*600*40mm



Round nine - dark grey hemp
(size) : 1200*600*25mm



Round nine - dark grey hemp
(size) : 1200*600*25mm

WWW.E-V-C.COM



PU components - Product analysis

Advantages:

Price advantage: B series PU components with large quantity and low price are more competitive

Product advantage: Feisen re-opening T-shaped member, the product size is more accurate, no error. The error of other styles on the market is about 3~5mm.

Texture advantage: The spray paint particles of B series PU components are small and uniform, and the surface texture is more delicate.

Performance advantage: B series members flame retardant B1, L series members flame retardant B2.

Effect advantage: 60mm thick PU component has stronger stereoscopic feeling.

Manufacturer advantage: Source manufacturers, can cooperate with customization, research and development of all kinds of new products, manufacturers more professional technology, guaranteed.

Disadvantages:

Color restriction: Currently, only special colors are supported, and colors cannot be universal.

Size error: Except for T-type components, other styles have about 3~5mm error, which should be paid attention to when installing.

Production disadvantages: PU components have incomplete foaming.

Opportunities:

Large quantity and low price
Exclusive mold opening high precision, to
meet the needs of first-class customers

Dangers:

Low price competition: the market price of 40mm
thickness components is lower, but the effect is not
good.



WWW.E-V-C.COM

Light pottery skin - Basic information

Specifications: 600*1200*20~35mm

Weight: about 2KG

Layout: 5 layout, mixed shipment, can not specify the style

Color: 7 colors

Characteristics: B1 flame retardant, waterproof, environmental protection

Size error: 3~5mm



LIGHT WEIGHT PU

WWW.E-V-C.COM

Light clay skin



Light clay skin
(size) : 600*1200*20~35mm

WWW.E-V-C.COM



LIGHT WEIGHT PU

WWW.E-V-C.COM



Stone skin plate - Basic information

Size: 2400*800*60mm

Weight: about 8.8KG

Layout: 1 layout

Color: 7 colors

Characteristics: B1 flame retardant,
waterproof, environmental protection

Size error: 3~5mm

WWW.E-V-C.COM



WWW.E-V-C.COM

LIGHT WEIGHT PU





Stone skin medium plate
(size) :2400*800*60mm





Featherstone
(size) :900*200mm



**B SERIES #1
SNOW FLACK WHITE**

**H SERIES #1
SNOW FLACK DAY**

**B SERIES #3
CLEAR WATER ASH**

**H SERIES #3
CLEAR WATER ASH**

**B SERIES #6
SPACE DEEP BLACK**

**H SERIES #6
SPACE DEEP BLACK**

**B SERIES #4
CLEAR WATER DARK GRAY**

**H SERIES #4
CLEAR WATER DARK GRAY**

**B SERIES #7
GOLDEN HUMB**

**H SERIES #7
GOLDEN HUMB**

PU stone - Product analysis

Advantages:

Product advantage: the base material composition is pure, the product back flatness is high. The product is lighter, easier to transport and less expensive to install. Increase construction efficiency.

Performance advantage: B series PU decorative panel flame retardant B1 class

Effect advantage: stone skin surface small concave-convex particles, stone grain more clear.

Manufacturer advantage: Cooperative manufacturers for R & D source manufacturers, can cooperate with customization, research and development of all kinds of new products, manufacturers more professional technology, guaranteed.

劣势:

款式限制: 目前款式版面少, 更多版面还在开发中;

颜色限制: 颜色数量少于H系列PU板;

尺寸误差: 石皮有3~5mm左右误差。

Disadvantages:

Style limitation: Currently the style layout is less, more layout is still under development

Color restriction: The color quantity is less than H series PU

Size error: there is about 3~5mm error of stone skin.

Opportunities:
Exclusive mold opening high precision, to
meet the needs of first-class customers

Dangers:
Low price competition: .



LIGHT WEIGHT PU



WWW.E-V-C.COM



WWW.E-V-C.COM

LIGHT WEIGHT PU

WWW.E-V-C.COM



WWW.E-V-C.COM

LIGHT WEIGHT PU





WWW.E-V-C.COM

LIGHT WEIGHT PU

WWW.E-V-C.COM



● Construction process

Construction tools: PU component, structural adhesive, wood square, low pressure lamp belt.

Cleaning the site: ensure that the installation wall is smooth and clean

Modeling base: The base is made of wooden square, and the base position is in the position of the transverse bar of the PU member. The spacing between wooden square is about 200mm, which can be adjusted according to the situation on site

Install the light belt: Fix the low-voltage light belt to the side of the wood strip, paste it in an S-shaped surround mode, and adjust the position of the light belt according to the direction of lighting.

Installation member: structural adhesive evenly coated PU member back; Stick it on the wooden side from left to right and bottom to top.

安装高度超过3m需四角加钉
钉眼可用修补剂调整

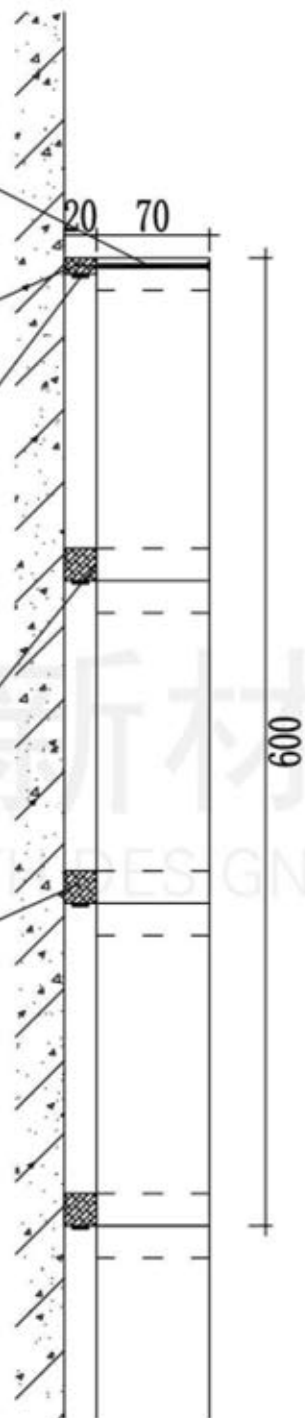
木条打底钉上墙
木条位置随灯光方向调整

led低压灯带线条



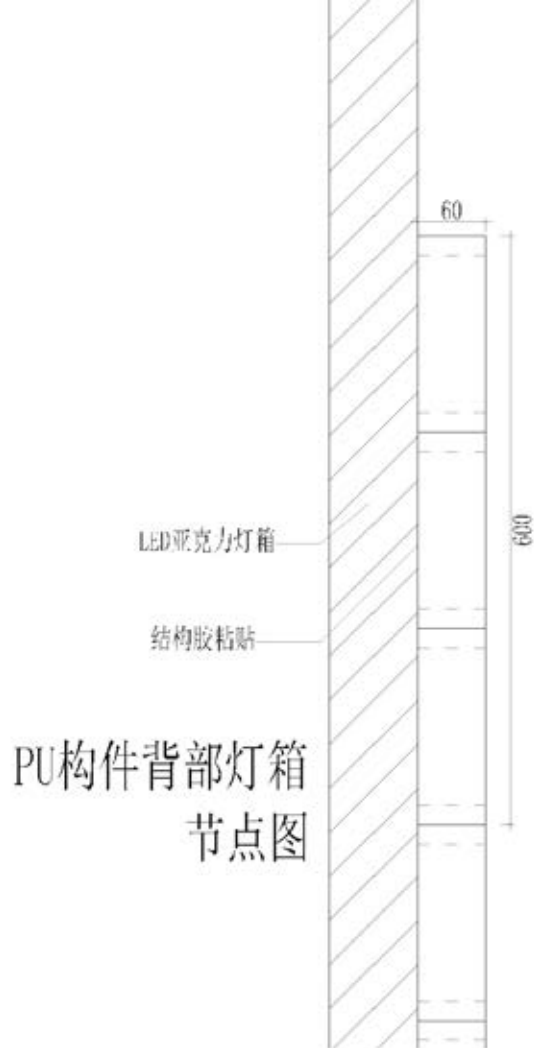
结构胶粘贴

木条打底钉上墙
木条位置随灯光方向调整



PU构件背部打光安装节点图

PU component mounting - back mounted light box




● Construction process

Construction tools: PU component, structural adhesive, acrylic light box;

Clean up the construction site, install the acrylic light box on site first, and choose frosted acrylic;

Install the PU member according to the site size. Apply structural adhesive on the back of the PU member and the acrylic light box.



美工縫 —



拼貼流程示意

畫線處為美工縫
九宮格上牆順序
為左至右、下至上
並依序流程上牆即可完成

PU stone leather - Mounting

Construction tools: PU leather, structural adhesive, woodworking saw

Treatment of the base: before construction, clean up the impurities on the surface of the wall base to ensure the basic level of the wall;

Wall bottom: woodworking board bottom;

Stone skin installation: cut according to the design drawings, trim the edge, and then apply structural glue on the back of the stone skin for paving, paving order should be bottom-up;

Clean the surface: blow the dust off the surface with an air gun and protect the finished product.




LIGHT WEIGHT PU

FAR NEAR



WWW.E-V-C.COM





EVC
company

<http://www.e-v-c.com/>

Product architecture

custom wall panel	Ultra-thin stone	B series metal profile
Wooden plate	Volcanic Rocks	Aluminum foam
Commercial space veneer fire panels	Metal plated stone brick	Z series aluminum foam
Ultra clear mirror plate	Xuangu volcanic rock	Living moss
Plaster texture plate	Z series PU decorative panel	Creative modular custom products
Starry sky top acoustic board	H series PU large board	Mosaic of resin
Y series acrylic sheet	B series PU decorative panel	Y series creative module
Transparent art cement	PU decorative panel	Commercial special board
N-series cement casting plate	Fusion Cement member	H Series Outdoor flooring
C series soft stone	D series modeling brick	N series handmade brick
Art poured board	M series component bricks	Super black brick
Cement decorative board	K series foamed ceramics	Dupont paper
S series soft stone	K series crystal brick	Weaving of bamboo and rattan
3D cement brick	Hollow glass brick	The deep mirror
FRP cement casting plate	X series jade glass	Cement component lighting system
Microcement siding	T series crystal brick	PU component lighting system
Perlite board	J series water corrugated plate	D series foamed ceramics
Church art glass	Aluminum embossed plate	B series metal lines
X series hand sanded brick	FRP emerald grille	French textured paper
led photoglass (hard)	Outlet tile	

